



SOUTHERN NEVADA TRADES HIGH SCHOOL

Building a Brighter Future

## SOUTHERN NEVADA TRADES HIGH SCHOOL

### NOTICE OF PUBLIC MEETING

The Southern Nevada Trades High School (SNTHS) will conduct a virtual public meeting on **Monday, September 9, 2024**, beginning at 5:00pm at our school site 1580 Bledsoe Lane, Las Vegas, NV 89110 and the following Google Meets link:

[meet.google.com/kpn-jnnk-pwx](https://meet.google.com/kpn-jnnk-pwx)

This public meeting will be conducted in accordance with Nevada's Open Meeting Law, NRS 241.020.

**Public Comment:** Time for public comment will be provided at the beginning of the meeting regarding any agenda items on which action may be taken by the public body and again before the adjournment of the meeting on any matter within the jurisdiction of the Southern Nevada Trades High School Board. See NRS 241.020(2)(d)(3)(I).

Public comment may also be provided telephonically by utilizing the following conference call line: +1 626-346-9543  
PIN: 170 687 012#

Finally, public comment may also be submitted in writing via email at [snthsinfo@gmail.com](mailto:snthsinfo@gmail.com) and any such public comment received prior to or during the meeting will be provided to the Board and included in the written minutes of the meeting.

A time limit of three (3) minutes, subject to the discretion of the Chair, will be imposed on public comments in order to afford all members of the public who wish to comment an opportunity to do so within the timeframe available to the Board. Public comment will not be restricted based on viewpoint.

The Board reserves the right to take agenda items out of order, items may be removed or delayed from the agenda at any time, and two or more items may be combined for consideration.

#### **Board Members:**

**Officers:** Brett Willis, Chair; Rebecca Merrihew, Vice Chair; Lisa Jones, Treasurer; Kelly Gaines, Secretary.

**Directors:** Kara Arenas, Tina Frias, Amber Hogan, Tina Morgan, Kelly Suiter, Michael Van, Dan Wright & Carlos Zuluaga

#### **Guests:**

Bob DeRuse, Advisory Board

Kristin Dietz, EdTec

Nicholas Mawad, EdTec

#### **SNTHS Staff:**

Julie Carver, Executive Director

Candi Wadsworth, Principal



## AGENDA

- 1) Call to Order & Roll Call.
- 2) Public Comment #1.  
*Public Comment will be taken during this agenda item regarding any item appearing on the agenda. No action may be taken on a matter discussed under this item until the matter is included on an agenda as an item on which action may be taken. See NRS 241.020. A time limit of three (3) minutes, subject to the discretion of the Chair, will be imposed on public comments. The Chair may allow additional public comment at his discretion. Public Comment #2 will provide an opportunity for public comment on any matter not on the agenda.*
- 3) Approval of August 12 2024, SNTHS Board Meeting Action Minutes. The Board will review and possibly approve the action minutes from the August 12th Board meeting.  
Brett Willis, Chair. ***For Possible Action.***
- 4) Committee Reports. ***Information/Discussion***
  - a. Academics, Tina Morgan, Member and Candi Wadsworth, Principal
  - b. Facilities, Rebecca Merrihew, Vice Chair
  - c. Marketing, Kelly Gaines, Secretary
  - d. Finance, Lisa Jones, Treasurer
  - e. Audit Committee, Lisa Jones, Treasurer
- 5) June 2024 Financials. Kristin Dietz and Nicholas Mawad will present the financials to the Board for approval.  
***For Possible Action***
- 6) 2024-25 Budget and Cash Flow. Nicholas Mawad will present the projections based on current enrollment.  
***Information/Discussion***
- 7) Red Hook Abatement. Chair Brett Willis will present a motion to approve a request for rent abatement to ameliorate cash flow. ***For Possible Action***
- 8) Transportation sublease. Executive Director Julie Carver will present a sublease of empty classroom to Bright Yellow Lines. ***For Possible Action***
- 9) Executive Director's Report. Executive Director Julie Carver will provide the Board with information and updates. Julie Carver, Executive Director. ***Information/Discussion.***
- 10) Enrollment. Executive Director Julie Carver will update the board on enrollment numbers for 2024-25.



SOUTHERN NEVADA TRADES HIGH SCHOOL

---

*Building a Brighter Future*

Public Comment #2.

*Public comment will be taken during this agenda item on any matter not on the agenda. See NRS 241.020(d)(3). No action may be taken on a matter raised under this item until the matter is included on an agenda as an item on which action may be taken. A time limit of three (3) minutes, subject to the discretion of the Chair, will be imposed on public comments. The Chair may allow additional public comment at her discretion.*

11) Adjournment.

Supporting materials for items listed on the above-referenced agenda are available, at no charge, at the Southern Nevada Trades High School website, <https://www.snvtradeshighschool.org/> and by contacting Julie Carver, Executive Director via email at [snthsinfo@gmail.com](mailto:snthsinfo@gmail.com), or via phone at 702-758-3512.

In accordance with Nevada's Open Meeting Law, this public notice and agenda has been posted on or before September 4, 2024 2024, as follows:

At the Southern Nevada Trades High School website <https://www.snvtradeshighschool.org/>  
and

At the State of Nevada's official website, <https://notice.nv.gov/>



**SOUTHERN NEVADA TRADES HIGH SCHOOL**

---

*Building a Brighter Future*

**DECLARATION OF POSTING**

Pursuant to NRS 53.045, I declare under penalty of perjury that the following is true and correct:

That on or before September 4, 2024, this Public Notice and Agenda was posted at the above-referenced websites and locations.

A handwritten signature in blue ink that reads "Julie Camar". The signature is written in a cursive, flowing style.

Southern Nevada Trades High School

# Southern Nevada Trades HS

## Financial Update

NICK MAWAD


SEPTEMBER 9, 2024



# Contents



- 2023–24 Year-end Draft Financials – Unaudited
- 2023–24 Unaudited Financials vs. Previous Forecast
- 2023–24 Monthly Cash Balance
- Balance Sheet as of June 2024
- CSP Grant Update
- 2024–25 Forecast Update
- Current Forecast vs. Approved Budget
- PCFP Base Funding: 200 ADE vs. 300 ADE
- Net Rent Expense: FY24 vs. FY25
- 2024–25 Cash Projection



# 2023-24 Year-end Financials – Unaudited



# 2023-24 Year-end Draft Financials – Unaudited



**\$40k improvement from previous forecast, mostly due to Fixed Asset capitalization**

		2023-24	2023-24	Variance
		Previous Forecast	Actuals YTD	
Revenue	Revenue from Local Sources	853,174	856,231	3,057
	State Revenue	852,279	800,858	(51,420)
	Federal Revenue	899,574	578,383	(321,191)
	<b>Total Revenue</b>	<b>2,605,027</b>	<b>2,235,473</b>	<b>(369,554)</b>
Expenses	Personnel Services-Salaries	925,962	923,564	2,398
	Personnel Services-Employee Benefits	365,264	348,242	17,022
	Professional and Tech Services	304,043	288,529	15,514
	Property Services	440,746	382,544	58,202
	Other Services	141,146	143,921	(2,775)
	Supplies	548,044	226,469	321,576
	Depreciation Expense	-	969	(969)
	Debt Service and Miscellaneous	180	1,956	(1,776)
	<b>Total Expenses</b>	<b>2,725,385</b>	<b>2,316,193</b>	<b>409,192</b>
	<b>Operating Income</b>	<b>(120,358)</b>	<b>(80,720)</b>	<b>39,638</b>
	Beginning Balance (Unaudited)	690,575	690,575	-
	Operating Income	(120,358)	(80,720)	39,638
	<b>Ending Fund Balance (incl. Depreciation)</b>	<b>570,217</b>	<b>609,856</b>	<b>39,638</b>
	<b>Ending Fund Balance as % of Expenses</b>	<b>20.9%</b>	<b>26.3%</b>	<b>5.4%</b>

\*Does not include capital lease or PERS adjustments



# 2023–24 Unaudited Financials vs. Previous Forecast



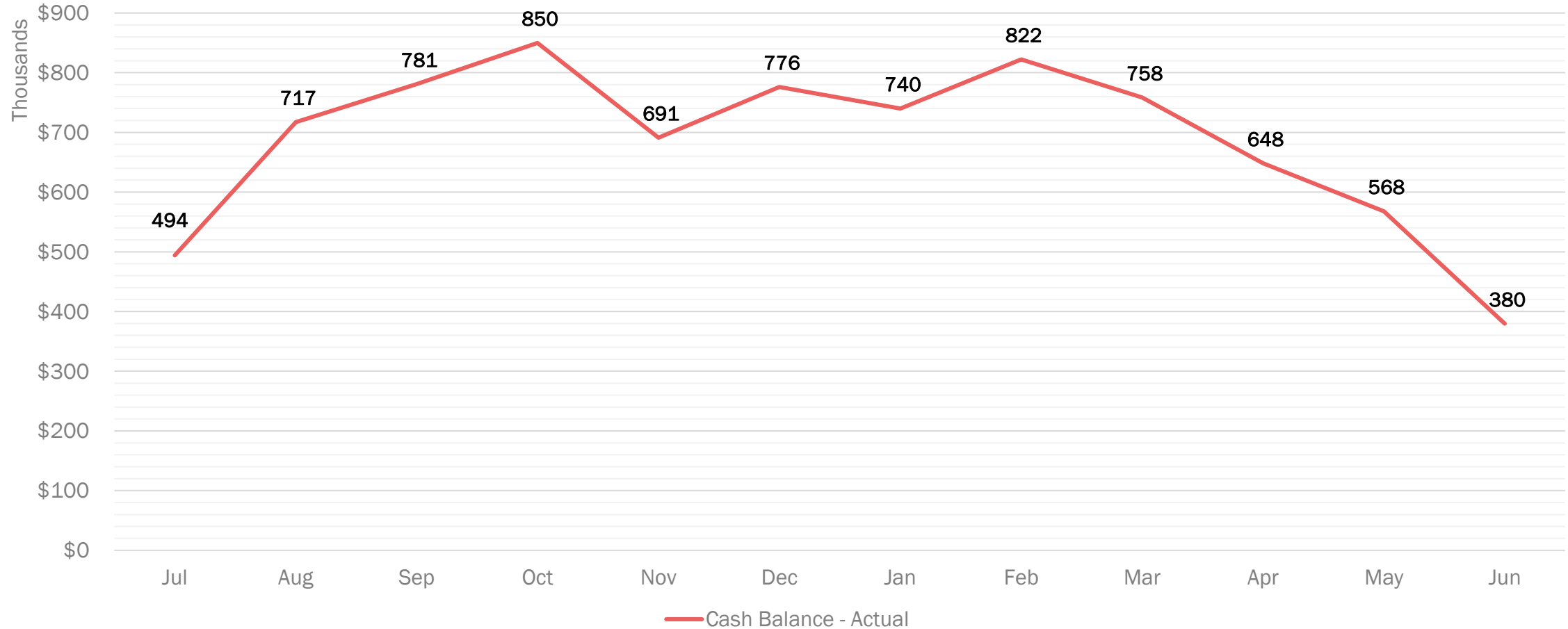
## Variations highlighted below

CATEGORY	BOTTOM LINE IMPACT	NOTES
<b>Previous Forecast</b>	<b>(120,358)</b>	
Supplies	321,576	Timing of CSP and construction purchases – offset below
Property Services	58,202	Capitalization of Fixed Assets
Personnel Services-Employee Benefits	17,022	PERS savings
Professional and Tech Services	15,514	Federal grants placeholders – net out with Federal Revenue
Revenue from Local Sources	3,057	Additional June fundraising
Personnel Services-Salaries	2,398	Savings due to timing + one employee departure, net out with bonuses
Depreciation Expense	(969)	Capitalization of Fixed Assets – FY24 amount
Debt Service and Miscellaneous	(1,776)	Credit card fraud awaiting credit
Other Services	(2,775)	Several small variances
State Revenue	(51,420)	Timing of construction furniture – shifted to FY25
Federal Revenue	(321,191)	Majority is CSP timing – shifted to FY25
<b>Unaudited Actuals</b>	<b>(80,720)</b>	

# 2023-24 Monthly Cash Balance



Cash position was strong all year due to Fundraising and CSP, ended FY24 with \$380k



# Balance Sheet as of June 2024



**Healthy fiscal year-end Balance Sheet, but YoY drop in Equity due to operating loss in FY24**

		6/30/2023	6/30/2024	YTD Change
<b>Assets</b>	Cash Balance	676,442	379,577	(296,865)
	Current Assets	438,278	230,065	(208,213)
	Capital Assets	-	40,039	40,039
	Other Assets	41,300	89,932	48,631
	<b>Total Assets</b>	<b>1,156,021</b>	<b>739,613</b>	<b>(416,408)</b>
<b>Liabilities &amp; Equity</b>	Current Liabilities	465,445	129,757	(335,688)
	Beginning Net Assets	106,398	690,575	584,177
	Net Income (Loss) to Date	584,177	(80,720)	(664,897)
	<b>Total Liabilities &amp; Equity</b>	<b>1,156,021</b>	<b>739,613</b>	<b>(416,408)</b>

**Ended FY24 with \$609k in Liquid Assets, and \$130k in Fixed/Other Assets  
\$130k of Liabilities  
Equity/Fund Balance of \$610k**

\*Does not include capital lease or PERS adjustments

# CSP Grant Update



**As of 6/30, SNTHS has spent \$1.13 million, which leaves \$365k remaining**

Account	Description	Total Budget- Current	Total Reimbursement Requests Submitted	Budget Remaining
100	Compensation	347,723	333,971	13,752
200	Benefits	109,257	92,329	16,929
300	Contracted services	227,206	148,666	78,540
345	Marketing	188,000	166,036	21,964
520	Insurance	3,472	3,472	-
600	Curriculum/CTE Supplies	205,848	141,128	64,721
651/734	Tech/IT Equipment/Software	104,081	74,786	29,295
733	Furniture & Equipment	314,413	174,550	139,863
	<b>Totals</b>	<b>1,500,000</b>	<b>1,134,937</b>	<b>365,063</b>

# 2024–25 Forecast Update



# 2024-25 Forecast Update

## 100 student shortfall causing deficit of \$1 million+

		2024-25	2024-25	Variance
		<b>Budget</b>	<b>Current Forecast</b>	
Revenue	Revenue from Local Sources	350,000	-	(350,000)
	State Revenue	3,031,944	2,058,671	(973,273)
	Federal Revenue	419,540	646,360	226,820
	<b>Total Revenue</b>	<b>3,801,484</b>	<b>2,705,031</b>	<b>(1,096,453)</b>
Expenses	Personnel Services-Salaries	1,203,000	1,203,000	-
	Personnel Services-Employee Benefits	573,939	573,028	912
	Professional and Tech Services	249,866	242,064	7,803
	Property Services	1,033,374	1,033,374	-
	Other Services	229,538	278,470	(48,933)
	Supplies	366,170	493,170	(127,000)
	<b>Total Expenses</b>	<b>3,655,887</b>	<b>3,823,106</b>	<b>(167,218)</b>
<b>Operating Income</b>		<b>145,597</b>	<b>(1,118,075)</b>	<b>(1,263,671)</b>
	Beginning Balance (Unaudited)	570,217	609,856	39,638
	Operating Income	145,597	(1,118,075)	(1,263,671)
<b>Ending Fund Balance (incl. Depreciation)</b>		<b>715,814</b>	<b>(508,219)</b>	<b>(1,224,033)</b>
<b>Ending Fund Balance as % of Expenses</b>		<b>19.6%</b>	<b>-13.3%</b>	<b>-32.9%</b>

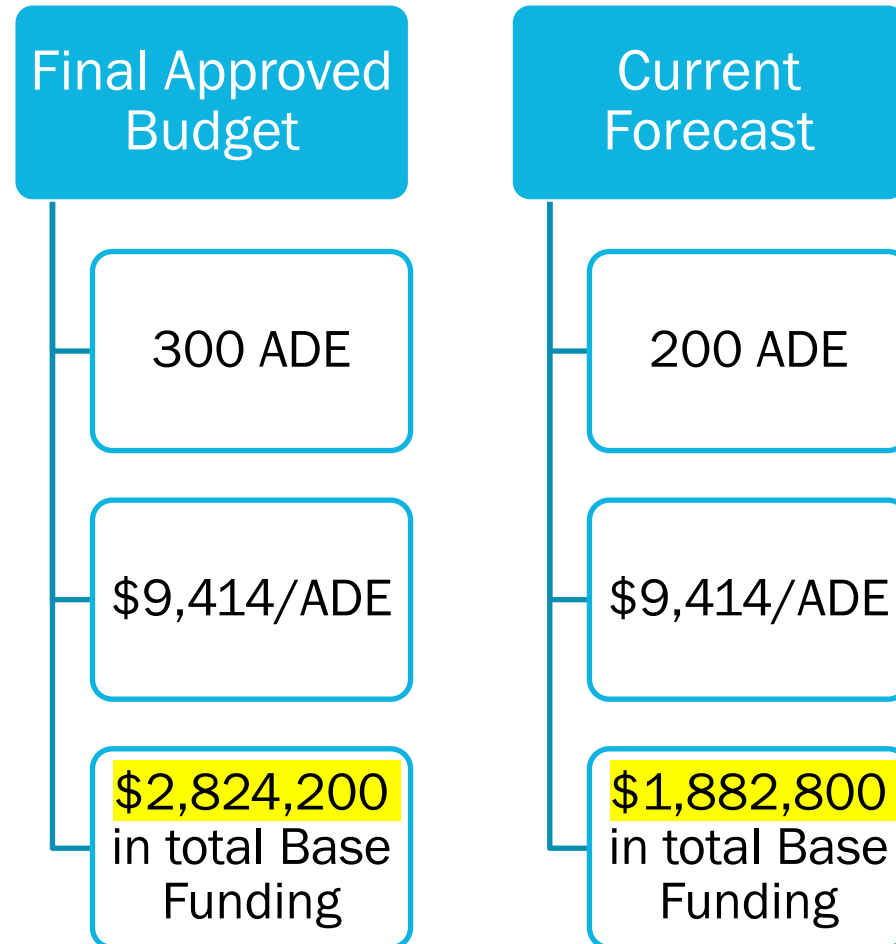
# Current Forecast vs. Approved Budget

**Variances are highlighted below**

CATEGORY	BOTTOM LINE IMPACT	NOTES
<b>Approved Budget</b>	<b>145,597</b>	
Federal Revenue	226,820	Majority of increase due to CSP timing (June vs. July)
Professional and Tech Services	7,803	Title funding placeholders offset above
Personnel Services-Employee Benefits	912	Negligible formula change
Other Services	(48,933)	Increase in Transportation and Liability insurance
Supplies	(127,000)	Timing of CSP purchases – offset above
Revenue from Local Sources	(350,000)	Removed Fundraising
State Revenue	(973,273)	Majority due to reduced enrollment forecast
<b>Current Forecast</b>	<b>(1,118,075)</b>	

# PCFP Base Funding: 200 ADE vs. 300 ADE

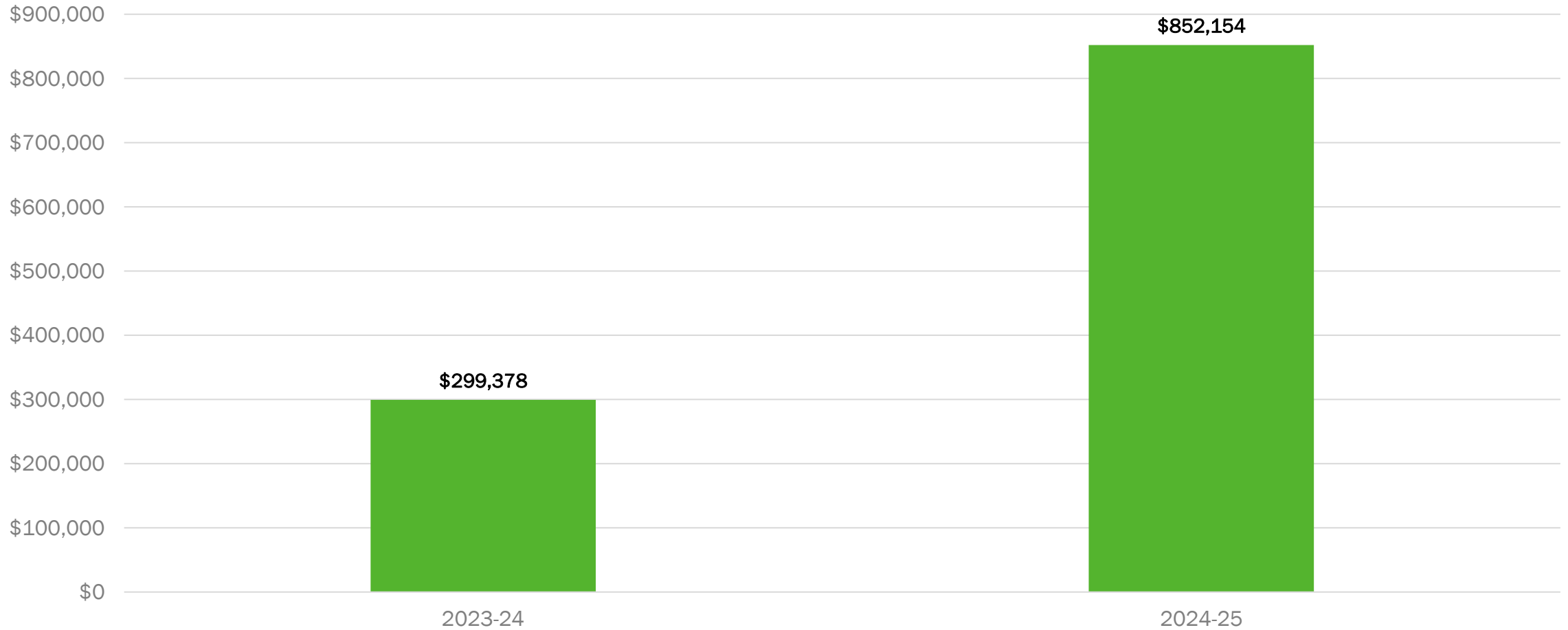
Enrollment shortfall impact on PCFP Base Funding = \$941k





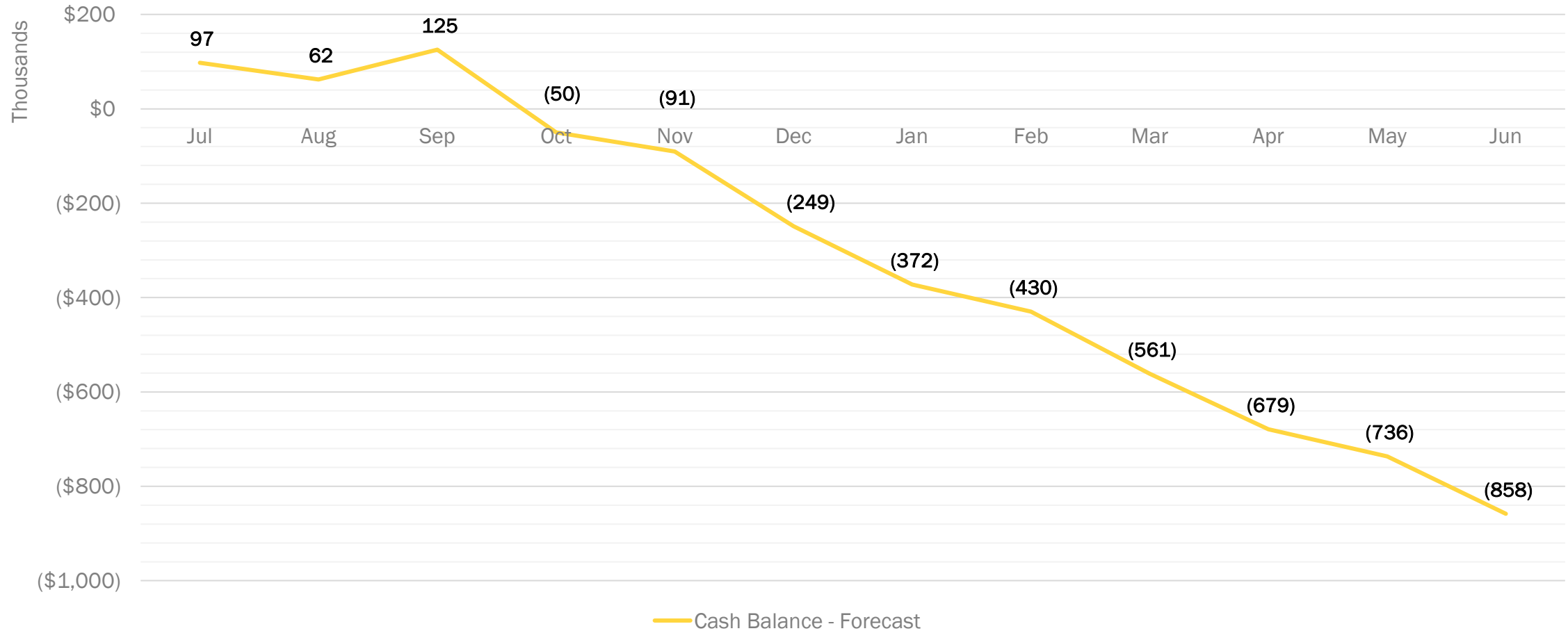
# Net Rent Expense: FY24 vs. FY25

**YoY increase of \$550k+ (184% increase)**



# 2024-25 Cash Projection

**Structural deficit has led to cash tightening – projecting to be negative in October**



# Exhibits



**Southern Nevada Trades High School**  
**Income Statement**  
**As of Jun FY2024**

	Actual												YTD	Forecast
	Jul	Aug	Sep	Oct	Nov	Dec	Jan	Feb	Mar	Apr	May	Jun	Actual YTD	Previous Forecast
<b>SUMMARY</b>														
<b>Revenue</b>														
Revenue from Local Sources	111,493	285,000	40,000	106,936	27,420	15,000	77,150	100,000	4,175	25,000	59,590	4,467	856,231	853,174
State Revenue	147,853	38,853	38,853	119,575	54,083	60,683	68,500	57,687	67,887	77,858	66,053	2,972	800,858	852,279
Federal Revenue	28,930	72,950	45,043	34,830	53,044	49,519	83,215	28,666	42,907	38,182	58,505	42,590	578,383	899,574
<b>Total Revenue</b>	<b>288,276</b>	<b>396,802</b>	<b>123,896</b>	<b>261,342</b>	<b>134,548</b>	<b>125,203</b>	<b>228,865</b>	<b>186,354</b>	<b>114,970</b>	<b>141,041</b>	<b>184,148</b>	<b>50,029</b>	<b>2,235,473</b>	<b>2,605,027</b>
<b>Expenses</b>														
Personnel Services-Salaries	37,149	64,024	69,312	69,957	109,798	85,723	72,951	73,671	70,987	75,189	137,294	57,507	923,564	925,962
Personnel Services-Employee Benefits	12,466	32,447	19,184	30,756	35,357	30,675	30,255	29,503	29,154	28,076	38,362	32,007	348,242	365,264
Professional and Tech Services	5,360	77,653	40,262	21,636	12,409	8,809	47,165	16,140	15,965	21,337	9,297	12,496	288,529	304,043
Property Services	-	7,600	25,453	11,474	76,603	45,647	56,199	45,353	48,933	50,928	50,625	(36,271)	382,544	440,746
Other Services	486	22,181	17,908	30,186	7,281	11,841	15,072	4,518	14,691	10,548	4,433	4,774	143,921	141,146
Supplies	-	26,631	16,299	35,396	20,107	19,992	2,974	(1,995)	22,603	7,971	10,539	65,952	226,469	548,044
Depreciation Expense	-	-	-	-	-	-	-	-	-	-	-	-	969	-
Debt Service and Miscellaneous	-	-	-	-	166	10	-	-	-	-	1,134	646	1,956	180
<b>Total Expenses</b>	<b>55,460</b>	<b>230,537</b>	<b>188,418</b>	<b>199,405</b>	<b>261,721</b>	<b>202,697</b>	<b>224,617</b>	<b>167,191</b>	<b>202,334</b>	<b>194,050</b>	<b>251,683</b>	<b>138,080</b>	<b>2,316,193</b>	<b>2,725,385</b>
<b>Operating Income</b>	<b>232,816</b>	<b>166,266</b>	<b>(64,522)</b>	<b>61,937</b>	<b>(127,174)</b>	<b>(77,494)</b>	<b>4,249</b>	<b>19,163</b>	<b>(87,365)</b>	<b>(53,009)</b>	<b>(67,535)</b>	<b>(88,051)</b>	<b>(80,720)</b>	<b>(120,358)</b>
<b>Fund Balance</b>														
Beginning Balance (Unaudited)													690,575	
Operating Income													(120,358)	
<b>Ending Fund Balance</b>													<b>570,217</b>	
<b>Total Revenue Per ADE</b>													32,975	
<b>Total Expenses Per ADE</b>													34,499	
<b>Operating Income Per ADE</b>													(1,524)	



Southern Nevada Trades High School  
Income Statement  
As of Jun FY2024

Actual												YTD	Forecast	
												Actual YTD	Previous Forecast	
REVENUE	Jul	Aug	Sep	Oct	Nov	Dec	Jan	Feb	Mar	Apr	May	Jun		
<b>Revenue from Local Sources</b>														
1900 Other Local Revenue	100,000	-	-	-	420	-	150	-	175	-	590	-	101,335	100,745
1920 Contributions and Donations From Private Sources	11,493	285,000	40,000	105,000	27,000	15,000	77,000	100,000	4,000	25,000	59,000	4,467	752,960	750,493
1980 Refund of Prior Year's Expenditures	-	-	-	1,936	-	-	-	-	-	-	-	-	1,936	1,936
<b>SUBTOTAL - Revenue from Local Sources</b>	<b>111,493</b>	<b>285,000</b>	<b>40,000</b>	<b>106,936</b>	<b>27,420</b>	<b>15,000</b>	<b>77,150</b>	<b>100,000</b>	<b>4,175</b>	<b>25,000</b>	<b>59,590</b>	<b>4,467</b>	<b>856,231</b>	<b>853,174</b>
<b>Intermediate Revenue Sources</b>														
<b>SUBTOTAL - Intermediate Revenue Sources</b>	<b>-</b>	<b>-</b>	<b>-</b>	<b>-</b>	<b>-</b>	<b>-</b>	<b>-</b>	<b>-</b>	<b>-</b>	<b>-</b>	<b>-</b>	<b>-</b>	<b>-</b>	<b>-</b>
<b>State Revenue</b>														
3110.201 PCFP - Base Funding	38,853	38,853	38,853	99,775	54,083	54,083	68,500	57,687	57,687	77,858	62,730	58,347	707,311	703,356
3200 State Funds & Grants-in-Aid	109,000	-	-	19,800	-	6,600	-	-	10,200	-	3,323	(55,376)	93,547	148,923
<b>SUBTOTAL - State Revenue</b>	<b>147,853</b>	<b>38,853</b>	<b>38,853</b>	<b>119,575</b>	<b>54,083</b>	<b>60,683</b>	<b>68,500</b>	<b>57,687</b>	<b>67,887</b>	<b>77,858</b>	<b>66,053</b>	<b>2,972</b>	<b>800,858</b>	<b>852,279</b>
<b>Federal Revenue</b>														
4500.633 Title I	-	-	-	-	-	-	8,555	-	-	-	12,912	-	21,467	21,707
4500.639 IDEA	-	-	-	-	-	1,488	1,038	-	-	-	3,258	-	5,783	20,595
4500.658 Title III-LEP	-	-	-	-	-	-	-	-	-	-	-	1,770	1,770	1,770
4500.661 CSP	28,930	72,950	45,043	30,327	48,954	34,798	66,943	25,597	31,862	29,710	38,653	32,908	486,674	785,000
4500.709 Title II	-	-	-	-	-	-	-	-	-	8,472	-	-	8,472	8,472
4500.715 Title IV – Well-Rounded Education	-	-	-	-	-	-	-	-	-	-	-	-	-	-
4500.802 NSLP	-	-	-	4,503	4,090	13,234	-	3,069	11,046	-	3,683	7,913	47,538	55,350
4500.870 Nutrition - Misc Federal Awards	-	-	-	-	-	-	6,679	-	-	-	-	-	6,679	6,679
<b>SUBTOTAL - Federal Revenue</b>	<b>28,930</b>	<b>72,950</b>	<b>45,043</b>	<b>34,830</b>	<b>53,044</b>	<b>49,519</b>	<b>83,215</b>	<b>28,666</b>	<b>42,907</b>	<b>38,182</b>	<b>58,505</b>	<b>42,590</b>	<b>578,383</b>	<b>899,574</b>
<b>TOTAL REVENUE</b>	<b>288,276</b>	<b>396,802</b>	<b>123,896</b>	<b>261,342</b>	<b>134,548</b>	<b>125,203</b>	<b>228,865</b>	<b>186,354</b>	<b>114,970</b>	<b>141,041</b>	<b>184,148</b>	<b>50,029</b>	<b>2,235,473</b>	<b>2,605,027</b>

**Southern Nevada Trades High School**  
**Income Statement**  
**As of Jun FY2024**

		Actual											YTD	Forecast	
		Jul	Aug	Sep	Oct	Nov	Dec	Jan	Feb	Mar	Apr	May	Jun	Actual YTD	Previous Forecast
<b>EXPENSES</b>															
<b>Personnel Services-Salaries</b>															
101	Salaries-Teachers	14,583	36,667	38,143	36,155	58,180	46,605	37,235	37,955	35,692	33,338	72,789	21,455	468,796	490,161
102	Salaries-Instructional Aides	-	-	-	2,850	3,167	3,167	3,167	3,167	3,167	3,167	5,667	3,167	30,683	30,083
103	Salaries-Substitute Teachers	-	-	-	-	-	-	-	-	-	6,051	4,126	-	10,176	-
104	Salaries-Licensed Administration	7,500	7,500	7,500	7,500	11,250	7,500	7,500	7,500	7,500	7,500	11,250	7,500	97,500	93,750
105	Salaries-Non-licensed Administration	12,083	12,083	12,083	12,083	18,333	14,583	12,083	12,083	12,083	12,083	20,833	12,083	162,500	156,250
106	Salaries-Other Licensed Staff	-	2,031	5,417	5,417	7,917	5,417	5,417	5,417	5,417	5,417	7,917	5,417	61,198	64,792
107	Salaries-Other Classified/Support Staff	2,982	5,743	6,169	5,952	10,952	8,452	7,550	7,550	7,129	7,634	14,713	7,886	92,710	90,926
161	Salaries-Extra Duties-Teachers	-	-	-	-	-	-	-	-	-	-	-	-	-	-
<b>SUBTOTAL - Personnel Services-Salaries</b>		<b>37,149</b>	<b>64,024</b>	<b>69,312</b>	<b>69,957</b>	<b>109,798</b>	<b>85,723</b>	<b>72,951</b>	<b>73,671</b>	<b>70,987</b>	<b>75,189</b>	<b>137,294</b>	<b>57,507</b>	<b>923,564</b>	<b>925,962</b>
<b>Personnel Services-Employee Benefits</b>															
210	Employee Benefits - Group Insurance	492	13,232	(2,592)	9,220	5,814	8,921	8,578	7,816	8,230	7,382	7,216	7,991	82,298	87,675
220	Employee Benefits - Social Security Contributions	221	47	-	116	-	-	99	99	73	479	334	120	1,588	396
230	Employee Benefits - Retirement Contributions	11,215	18,280	19,879	20,448	20,554	20,554	20,554	19,856	19,158	21,923	17,315	17,315	230,288	244,104
240	Employee Benefits - Medicare Payments	539	888	963	972	1,549	1,200	1,024	1,035	996	1,057	1,947	807	12,977	13,426
260	Employee Benefits - Unemployment Compensation	-	-	0	(0)	-	-	-	-	-	-	6,942	5,774	12,716	10,887
270	Employee Benefits - Workers Compensation	-	-	934	-	7,440	-	-	-	-	-	-	(0)	8,374	8,776
<b>SUBTOTAL - Personnel Services-Employee Benefits</b>		<b>12,466</b>	<b>32,447</b>	<b>19,184</b>	<b>30,756</b>	<b>35,357</b>	<b>30,675</b>	<b>30,255</b>	<b>29,503</b>	<b>29,154</b>	<b>28,076</b>	<b>38,362</b>	<b>32,007</b>	<b>348,242</b>	<b>365,264</b>
<b>Professional and Tech Services</b>															
310	Office/Administrative Services	89	1,078	262	203	160	160	140	1,333	267	(616)	184	554	3,814	4,884
320	Professional Educational Services	-	4,290	6,325	4,095	1,100	3,138	2,718	1,925	3,925	6,680	3,289	550	38,034	67,067
330	Training & Development Services	-	-	-	-	-	-	-	-	-	-	-	-	-	500
331	Training & Development Services - Teachers	-	-	-	1,450	-	-	11,234	7,120	-	7,120	-	3,840	30,765	35,500
340	Other Professional Services	-	500	5,435	3,500	-	241	-	-	-	-	-	-	9,676	30,255
340.1	Business Service Fees	5,271	5,271	5,271	5,271	5,271	5,271	5,271	5,271	5,271	5,271	5,271	5,271	63,250	63,250
345	Marketing Services	-	31,349	20,736	6,414	-	-	20,000	-	6,402	2,686	33	1,790	89,410	92,587
350	Technical Services	-	455	2,234	691	5,867	-	487	487	96	192	516	487	11,511	10,000
351	Data Processing & Coding Services	-	34,710	-	12	12	-	7,316	4	4	4	4	4	42,070	-
352	Other Technical Services	-	-	-	-	-	-	-	-	-	-	-	-	-	-
<b>SUBTOTAL - Professional and Tech Services</b>		<b>5,360</b>	<b>77,653</b>	<b>40,262</b>	<b>21,636</b>	<b>12,409</b>	<b>8,909</b>	<b>47,165</b>	<b>16,140</b>	<b>15,965</b>	<b>21,337</b>	<b>9,297</b>	<b>12,496</b>	<b>288,529</b>	<b>304,043</b>
<b>Property Services</b>															
410	Utility Services	-	-	2,235	3,730	3,239	2,091	3,858	1,273	1,672	2,700	6,066	1,550	28,413	26,400
411	Water and Sewer	-	-	-	5,756	448	481	475	685	646	462	453	779	10,184	24,000
421	Garbage and Disposal	-	-	890	1,113	-	43	1,113	-	43	1,113	-	1,174	5,490	12,000
422	Janitorial and Custodial Services	-	3,300	1,081	-	-	-	-	-	-	-	-	450	4,831	4,785
430	Repairs and Maintenance Services	-	597	17,084	740	30,013	129	165	492	3,669	-	1,202	(40,268)	13,823	54,000
441	Rent - Land and Building	-	-	-	-	42,768	42,768	42,768	42,768	42,768	42,768	42,768	-	299,378	299,378
442	Rental of Equipment and Vehicles	-	-	-	-	-	-	-	-	-	-	-	-	-	-
443	Rentals of Computers and Related Equipment	-	3,703	-	-	-	-	7,685	-	-	3,750	-	-	15,137	14,400
490	Other Purchased Property Services	-	-	4,163	135	135	135	135	135	135	135	135	45	5,288	5,783
<b>SUBTOTAL - Property Services</b>		<b>-</b>	<b>7,600</b>	<b>25,453</b>	<b>11,474</b>	<b>76,603</b>	<b>45,647</b>	<b>56,199</b>	<b>45,353</b>	<b>48,933</b>	<b>50,928</b>	<b>50,625</b>	<b>(36,271)</b>	<b>382,544</b>	<b>440,746</b>
<b>Other Services</b>															
519	Student Transportation	-	6,600	9,451	13,200	5,750	6,660	5,100	1,755	13,000	7,738	975	650	70,879	69,000
522	Liability Insurance	-	6,383	3,804	15,471	-	-	-	-	-	-	-	-	25,659	24,850
531	Postage	-	-	-	-	-	-	-	12	-	-	-	30	42	12
535	Phone & internet services	-	2,334	1,645	-	-	-	-	-	476	804	-	804	6,062	6,000
540	Advertising	-	678	2,127	-	-	-	-	523	494	451	1,900	-	6,173	5,805
550	Printing and Binding	-	-	380	-	96	-	-	-	-	-	-	-	612	476
570	Food Service Management	-	5,701	-	839	759	4,505	9,251	1,508	-	750	774	1,500	25,586	24,561
580	Travel	-	-	16	-	-	-	-	-	-	21	-	29	67	1,650
591	CS Sponsor Fee (1.25% of PCFP)	486	486	486	676	676	676	721	721	721	784	784	1,625	8,841	8,792
<b>SUBTOTAL - Other Services</b>		<b>486</b>	<b>22,181</b>	<b>17,908</b>	<b>30,186</b>	<b>7,281</b>	<b>11,841</b>	<b>15,072</b>	<b>4,518</b>	<b>14,691</b>	<b>10,548</b>	<b>4,433</b>	<b>4,774</b>	<b>143,921</b>	<b>141,146</b>
<b>Supplies</b>															
610	General Supplies	-	6,464	1,502	4,192	2,900	8,065	1,301	2,280	3,565	3,636	3,671	611	38,186	46,413
612	Non-capitalized equipment	-	906	6,123	14,466	-	-	-	195	-	-	-	54,775	76,464	284,000
630	Food	-	706	559	10,035	7,585	11,926	536	3,968	14,499	4,335	5,077	10,566	69,792	64,560
641	Textbooks	-	9,169	5,542	3,869	7,743	-	-	(9,411)	4,539	-	-	-	21,451	54,870
650	Supplies-Information Technology-related - General	-	6,512	2,573	2,182	-	-	1,137	973	-	-	1,791	-	15,167	39,283

**Southern Nevada Trades High School**  
**Income Statement**  
**As of Jun FY2024**

		Actual												YTD	Forecast
		Jul	Aug	Sep	Oct	Nov	Dec	Jan	Feb	Mar	Apr	May	Jun	Actual YTD	Previous Forecast
651	Supplies - Technology - Software	-	-	-	-	-	-	-	-	-	-	-	-	-	58,828
653	Web-based and similar programs	-	2,875	-	653	1,880	-	-	-	-	-	-	-	5,408	100
	<b>SUBTOTAL - Supplies</b>	-	<b>26,631</b>	<b>16,299</b>	<b>35,396</b>	<b>20,107</b>	<b>19,992</b>	<b>2,974</b>	<b>(1,995)</b>	<b>22,603</b>	<b>7,971</b>	<b>10,539</b>	<b>65,952</b>	<b>226,469</b>	<b>548,044</b>
<b>Depreciation Expense</b>															
790	Depreciation	-	-	-	-	-	-	-	-	-	-	-	969	969	-
	<b>SUBTOTAL - Depreciation Expense</b>	-	-	-	-	-	-	-	-	-	-	-	<b>969</b>	<b>969</b>	-
<b>Debt Service and Miscellaneous</b>															
810	Dues and Fees	-	-	-	-	166	10	-	-	-	-	1,134	646	1,956	180
	<b>SUBTOTAL - Debt Service and Miscellaneous</b>	-	-	-	-	<b>166</b>	<b>10</b>	-	-	-	-	<b>1,134</b>	<b>646</b>	<b>1,956</b>	<b>180</b>
<b>Other Items - Expense</b>															
	<b>SUBTOTAL - Other Items - Expense</b>	-	-	-	-	-	-	-	-	-	-	-	-	-	-
<b>TOTAL EXPENSES</b>		<b>55,460</b>	<b>230,537</b>	<b>188,418</b>	<b>199,405</b>	<b>261,721</b>	<b>202,697</b>	<b>224,617</b>	<b>167,191</b>	<b>202,334</b>	<b>194,050</b>	<b>251,683</b>	<b>138,080</b>	<b>2,316,193</b>	<b>2,725,385</b>



**Southern Nevada Trades High School**  
**Monthly Cash Forecast**  
**As of Jun FY2024**

	2023-24											
	Actuals & Forecast											
	Jul Actuals	Aug Actuals	Sep Actuals	Oct Actuals	Nov Actuals	Dec Actuals	Jan Actuals	Feb Actuals	Mar Actuals	Apr Actuals	May Actuals	Jun Actuals
<b>Beginning Cash</b>	<b>676,442</b>	<b>493,978</b>	<b>717,369</b>	<b>780,760</b>	<b>849,952</b>	<b>691,234</b>	<b>776,180</b>	<b>740,059</b>	<b>822,379</b>	<b>758,393</b>	<b>648,172</b>	<b>567,977</b>
<b>REVENUE</b>												
Revenue from Local Sources	111,493	285,000	40,000	106,936	27,420	15,000	77,150	100,000	4,175	25,000	59,590	4,467
Intermediate Revenue Sources	-	-	-	-	-	-	-	-	-	-	-	-
State Revenue	147,853	38,853	38,853	119,575	54,083	60,683	68,500	57,687	67,887	77,858	66,053	2,972
Federal Revenue	28,930	72,950	45,043	34,830	53,044	49,519	83,215	28,666	42,907	38,182	58,505	42,590
Other Financing Sources	-	-	-	-	-	-	-	-	-	-	-	-
Other Items	-	-	-	-	-	-	-	-	-	-	-	-
<b>TOTAL REVENUE</b>	<b>288,276</b>	<b>396,802</b>	<b>123,896</b>	<b>261,342</b>	<b>134,548</b>	<b>125,203</b>	<b>228,865</b>	<b>186,354</b>	<b>114,970</b>	<b>141,041</b>	<b>184,148</b>	<b>50,029</b>
<b>EXPENSES</b>												
Personnel Services-Salaries	37,149	64,024	69,312	69,957	109,798	85,723	72,951	73,671	70,987	75,189	137,294	57,507
Personnel Services-Employee Benefits	12,466	32,447	19,184	30,756	35,357	30,675	30,255	29,503	29,154	28,076	38,362	32,007
Professional and Tech Services	5,360	77,653	40,262	21,636	12,409	8,809	47,165	16,140	15,965	21,337	9,297	12,496
Property Services	-	7,600	25,453	11,474	76,603	45,647	56,199	45,353	48,933	50,928	50,625	(36,271)
Other Services	486	22,181	17,908	30,186	7,281	11,841	15,072	4,518	14,691	10,548	4,433	4,774
Supplies	-	26,631	16,299	35,396	20,107	19,992	2,974	(1,995)	22,603	7,971	10,539	65,952
Depreciation Expense	-	-	-	-	-	-	-	-	-	-	-	969
Debt Service and Miscellaneous	-	-	-	-	166	10	-	-	-	-	1,134	646
Other Items - Expense	-	-	-	-	-	-	-	-	-	-	-	-
<b>TOTAL EXPENSES</b>	<b>55,460</b>	<b>230,537</b>	<b>188,418</b>	<b>199,405</b>	<b>261,721</b>	<b>202,697</b>	<b>224,617</b>	<b>167,191</b>	<b>202,334</b>	<b>194,050</b>	<b>251,683</b>	<b>138,080</b>
<b>Operating Cash Inflow (Outflow)</b>	<b>232,816</b>	<b>166,266</b>	<b>(64,522)</b>	<b>61,937</b>	<b>(127,174)</b>	<b>(77,494)</b>	<b>4,249</b>	<b>19,163</b>	<b>(87,365)</b>	<b>(53,009)</b>	<b>(67,535)</b>	<b>(88,051)</b>
Accounts Receivable - Current Year	(42,049)	89,559	111,054	(18,110)	(3,262)	162,440	(40,465)	(13,747)	78,434	(32,693)	62,587	(45,521)
Other Current Assets	-	-	-	-	-	-	-	-	-	-	(57,244)	(42,768)
Fixed Assets	-	-	-	-	-	-	-	-	-	-	-	(40,039)
Other Assets	-	(48,631)	-	-	-	-	-	-	-	-	-	-
Accounts Payable - Current Year	(176,175)	(5,271)	5,271	23,117	(28,388)	-	96	53,083	(53,179)	-	-	(1,393)
Expenses - Prior Year Accruals	-	-	-	-	-	-	-	-	-	-	-	(1,185)
Other Current Liabilities	(197,056)	21,468	11,589	2,248	106	-	-	23,822	(1,876)	(24,520)	(18,003)	30,558
<b>Ending Cash</b>	<b>493,978</b>	<b>717,369</b>	<b>780,760</b>	<b>849,952</b>	<b>691,234</b>	<b>776,180</b>	<b>740,059</b>	<b>822,379</b>	<b>758,393</b>	<b>648,172</b>	<b>567,977</b>	<b>379,577</b>

# Southern Nevada Trades High School

## Balance Sheet

As of Jun FY2024

	Jun FY2023	Jun FY2024	YTD Change
<b>ASSETS</b>			
Cash Balance	676,442	379,577	(296,865)
Current Assets	438,278	230,065	(208,213)
Capital Assets	-	40,039	40,039
Other Assets	41,300	89,932	48,631
<b>TOTAL ASSETS</b>	<b>1,156,021</b>	<b>739,613</b>	<b>(416,408)</b>
<b>LIABILITIES &amp; EQUITY</b>			
Current Liabilities	465,445	129,757	(335,688)
Beginning Net Assets	106,398	690,575	584,177
Net Income (Loss) to Date	584,177	(80,720)	(664,897)
<b>TOTAL LIABILITIES &amp; EQUITY</b>	<b>1,156,021</b>	<b>739,613</b>	<b>(416,408)</b>

**Southern Nevada Trades High School  
Income Statement**

		<b>Budget &amp; Forecast</b>		
		<b>Approved Budget v1</b>	<b>What-If 2</b>	<b>Approved Budget v1 vs. What-If 2</b>
<b>SUMMARY</b>				
<b>Revenue</b>				
	Revenue from Local Sources	350,000	-	(350,000)
	State Revenue	3,031,944	2,058,671	(973,273)
	Federal Revenue	419,540	646,360	226,820
	<b>Total Revenue</b>	<b>3,801,484</b>	<b>2,705,031</b>	<b>(1,096,453)</b>
<b>Expenses</b>				
	Personnel Services-Salaries	1,203,000	1,203,000	-
	Personnel Services-Employee Benefits	573,939	573,028	912
	Professional and Tech Services	249,866	242,064	7,803
	Property Services	1,033,374	1,033,374	-
	Other Services	229,538	278,470	(48,933)
	Supplies	366,170	493,170	(127,000)
	<b>Total Expenses</b>	<b>3,655,887</b>	<b>3,823,106</b>	<b>(167,218)</b>
<b>Operating Income</b>		<b>145,597</b>	<b>(1,118,075)</b>	<b>(1,263,671)</b>
<b>Fund Balance</b>				
	Beginning Balance (Unaudited)	570,217	609,856	
	Operating Income	145,597	(1,118,075)	
<b>Ending Fund Balance</b>		<b>715,814</b>	<b>(508,219)</b>	
<b>Total Revenue Per ADE</b>		12,672	13,525	
<b>Total Expenses Per ADE</b>		12,186	19,116	
<b>Operating Income Per ADE</b>		485	(5,590)	

**Southern Nevada Trades High School**  
**Income Statement**

**KEY ASSUMPTIONS**

**Enrollment Breakdown**

**Enrollment Summary**

9-12

**Total ADE**

<b>Budget &amp; Forecast</b>		
<b>Approved Budget v1</b>	<b>What-If 2</b>	<b>Approved Budget v1 vs. What-If 2</b>
300	200	(100)
<b>300</b>	<b>200</b>	<b>(100)</b>

**Southern Nevada Trades High School**  
**Income Statement**

<b>Budget &amp; Forecast</b>			
	<b>Approved Budget v1</b>	<b>What-If 2</b>	<b>Approved Budget v1 vs. What-If 2</b>
<b>REVENUE</b>			
<b>Revenue from Local Sources</b>			
1920 Contributions and Donations From Private Sources	350,000	-	(350,000)
<b>SUBTOTAL - Revenue from Local Sources</b>	<b>350,000</b>	<b>-</b>	<b>(350,000)</b>
<b>Intermediate Revenue Sources</b>			
<b>SUBTOTAL - Intermediate Revenue Sources</b>	<b>-</b>	<b>-</b>	<b>-</b>
<b>State Revenue</b>			
3110.201 PCFP - Base Funding	2,824,200	1,882,800	(941,400)
3200 State Funds & Grants-in-Aid	144,300	95,299	(49,001)
3254 PCFP - ELL	22,744	22,904	160
3270 State SpEd	40,700	57,668	16,968
<b>SUBTOTAL - State Revenue</b>	<b>3,031,944</b>	<b>2,058,671</b>	<b>(973,273)</b>
<b>Federal Revenue</b>			
4500.633 Title I	81,401	54,268	(27,134)
4500.639 IDEA	77,231	51,488	(25,744)
4500.658 Title III-LEP	6,638	4,425	(2,213)
4500.661 CSP	50,000	400,000	350,000
4500.709 Title II	31,770	21,180	(10,590)
4500.802 NSLP	172,500	115,000	(57,500)
<b>SUBTOTAL - Federal Revenue</b>	<b>419,540</b>	<b>646,360</b>	<b>226,820</b>
<b>TOTAL REVENUE</b>	<b>3,801,484</b>	<b>2,705,031</b>	<b>(1,096,453)</b>

**Southern Nevada Trades High School**  
**Income Statement**

**EXPENSES**

**Personnel Services-Salaries**

<b>Budget &amp; Forecast</b>			
	<b>Approved Budget v1</b>	<b>What-If 2</b>	<b>Approved Budget v1 vs. What-If 2</b>
101	721,000	721,000	-
102	40,000	40,000	-
104	94,500	94,500	-
105	152,000	152,000	-
106	118,500	118,500	-
107	77,000	77,000	-
	<b>1,203,000</b>	<b>1,203,000</b>	<b>-</b>

**SUBTOTAL - Personnel Services-Salaries**

**Personnel Services-Employee Benefits**

210	121,800	121,800	-
230	397,980	397,980	-
240	17,444	17,444	-
260	25,922	25,010	912
270	10,794	10,794	-
	<b>573,939</b>	<b>573,028</b>	<b>912</b>

**SUBTOTAL - Personnel Services-Employee Benefits**

**Professional and Tech Services**

310	4,464	4,464	-
320	103,408	90,605	12,803
331	12,000	12,000	-
340	30,125	30,125	-
340.1	70,000	70,000	-
345	20,000	25,000	(5,000)
350	7,200	7,200	-
352	2,670	2,670	-
	<b>249,866</b>	<b>242,064</b>	<b>7,803</b>

**SUBTOTAL - Professional and Tech Services**

**Property Services**

410	52,800	52,800	-
-----	--------	--------	---

**Southern Nevada Trades High School  
Income Statement**

<b>Budget &amp; Forecast</b>				
	<b>Approved Budget v1</b>	<b>What-If 2</b>	<b>Approved Budget v1 vs. What-If 2</b>	
411	Water and Sewer	48,000	48,000	-
421	Garbage and Disposal	24,000	24,000	-
422	Janitorial and Custodial Services	5,000	5,000	-
430	Repairs and Maintenance Services	35,000	35,000	-
441	Rent - Land and Building	852,154	852,154	-
443	Rentals of Computers and Related Equipment	14,760	14,760	-
490	Other Purchased Property Services	1,661	1,661	-
	<b>SUBTOTAL - Property Services</b>	<b>1,033,374</b>	<b>1,033,374</b>	-
	<b>Other Services</b>			
519	Student Transportation	144,300	190,000	(45,700)
522	Liability Insurance	27,335	42,335	(15,000)
535	Phone & internet services	6,600	6,600	-
540	Advertising	3,000	3,000	-
550	Printing and Binding	1,000	1,000	-
570	Food Service Management	12,000	12,000	-
591	CS Sponsor Fee (1.25% of PCFP)	35,303	23,535	11,768
	<b>SUBTOTAL - Other Services</b>	<b>229,538</b>	<b>278,470</b>	<b>(48,933)</b>
	<b>Supplies</b>			
610	General Supplies	24,000	24,000	-
612	Non-capitalized equipment	32,000	164,000	(132,000)
630	Food	196,200	133,200	63,000
641	Textbooks	42,000	100,000	(58,000)
650	Supplies-Information Technology-related - General	41,970	41,970	-
651	Supplies - Technology - Software	25,000	25,000	-
653	Web-based and similar programs	5,000	5,000	-
	<b>SUBTOTAL - Supplies</b>	<b>366,170</b>	<b>493,170</b>	<b>(127,000)</b>
	<b>Depreciation Expense</b>			
	<b>SUBTOTAL - Depreciation Expense</b>	-	-	-

**Southern Nevada Trades High School  
Income Statement**

Debt Service and Miscellaneous  
     **SUBTOTAL - Debt Service and Miscellaneous**

Other Items - Expense  
     **SUBTOTAL - Other Items - Expense**

**TOTAL EXPENSES**

<b>Budget &amp; Forecast</b>		
<b>Approved Budget v1</b>	<b>What-If 2</b>	<b>Approved Budget v1 vs. What-If 2</b>
-	-	-
-	-	-
<b>3,655,887</b>	<b>3,823,106</b>	<b>(167,218)</b>



**Southern Nevada Trades High School**  
**Monthly Cash Forecast**

	2024-25												Forecast	Remaining Balance
	Actuals & Forecast													
	Jul Forecast	Aug Forecast	Sep Forecast	Oct Forecast	Nov Forecast	Dec Forecast	Jan Forecast	Feb Forecast	Mar Forecast	Apr Forecast	May Forecast	Jun Forecast		
<b>Beginning Cash</b>	<b>379,577</b>	<b>97,445</b>	<b>62,072</b>	<b>125,174</b>	<b>(50,170)</b>	<b>(90,689)</b>	<b>(248,637)</b>	<b>(372,134)</b>	<b>(429,631)</b>	<b>(561,401)</b>	<b>(678,898)</b>	<b>(736,395)</b>		
<b>REVENUE</b>														
Revenue from Local Sources	-	-	-	-	-	-	-	-	-	-	-	-	-	-
Intermediate Revenue Sources	-	-	-	-	-	-	-	-	-	-	-	-	-	-
State Revenue	-	217,619	164,826	164,826	197,681	173,226	158,809	158,809	173,226	158,809	158,809	173,226	2,058,671	158,809
Federal Revenue	-	-	169,583	9,583	69,583	9,583	31,477	91,477	31,477	31,477	91,477	31,477	646,360	79,167
Other Financing Sources	-	-	-	-	-	-	-	-	-	-	-	-	-	-
Other Items	-	-	-	-	-	-	-	-	-	-	-	-	-	-
<b>TOTAL REVENUE</b>	<b>-</b>	<b>217,619</b>	<b>334,409</b>	<b>174,409</b>	<b>267,264</b>	<b>182,809</b>	<b>190,285</b>	<b>250,285</b>	<b>204,702</b>	<b>190,285</b>	<b>250,285</b>	<b>204,702</b>	<b>2,705,031</b>	<b>237,975</b>
<b>EXPENSES</b>														
Personnel Services-Salaries	99,000	100,364	100,364	100,364	100,364	100,364	100,364	100,364	100,364	100,364	100,364	100,364	1,203,000	-
Personnel Services-Employee Benefits	47,321	47,792	47,792	47,792	47,792	47,792	47,792	47,792	47,792	47,792	47,792	47,792	573,028	-
Professional and Tech Services	13,028	19,528	28,588	16,088	16,088	31,151	22,088	16,088	16,088	16,088	16,088	31,151	242,064	-
Property Services	42,768	24,951	16,419	102,661	102,661	120,573	102,661	102,661	106,351	102,661	102,661	106,351	1,033,374	(0)
Other Services	883	22,851	36,317	24,051	24,051	24,051	24,051	24,051	24,051	24,051	24,051	24,051	278,470	1,961
Supplies	220,417	37,508	41,828	58,798	16,828	16,828	16,828	16,828	16,828	16,828	16,828	16,828	493,170	(0)
Depreciation Expense	-	-	-	-	-	-	-	-	-	-	-	-	-	-
Debt Service and Miscellaneous	-	-	-	-	-	-	-	-	-	-	-	-	-	-
Other Items - Expense	-	-	-	-	-	-	-	-	-	-	-	-	-	-
<b>TOTAL EXPENSES</b>	<b>423,416</b>	<b>252,992</b>	<b>271,307</b>	<b>349,753</b>	<b>307,782</b>	<b>340,757</b>	<b>313,782</b>	<b>307,782</b>	<b>311,472</b>	<b>307,782</b>	<b>307,782</b>	<b>326,535</b>	<b>3,823,106</b>	<b>1,961</b>
<b>Operating Cash Inflow (Outflow)</b>	<b>(423,416)</b>	<b>(35,374)</b>	<b>63,102</b>	<b>(175,344)</b>	<b>(40,518)</b>	<b>(157,948)</b>	<b>(123,497)</b>	<b>(57,497)</b>	<b>(106,770)</b>	<b>(117,497)</b>	<b>(57,497)</b>	<b>(121,833)</b>	<b>(1,118,075)</b>	<b>236,015</b>
Accounts Receivable - Current Year	130,053	-	-	-	-	-	-	-	-	-	-	-	-	-
Other Current Assets	82,768	-	-	-	-	-	-	-	-	-	-	-	-	-
Accounts Payable - Current Year	1,393	-	-	-	-	-	-	-	-	-	-	-	-	-
Expenses - Prior Year Accruals	1,185	-	-	-	-	-	-	-	-	-	-	-	-	-
Other Current Liabilities	(74,115)	-	-	-	-	-	-	-	(25,000)	-	-	-	-	-
<b>Ending Cash</b>	<b>97,445</b>	<b>62,072</b>	<b>125,174</b>	<b>(50,170)</b>	<b>(90,689)</b>	<b>(248,637)</b>	<b>(372,134)</b>	<b>(429,631)</b>	<b>(561,401)</b>	<b>(678,898)</b>	<b>(736,395)</b>	<b>(858,227)</b>		

## Sublease Agreement

This Sublease Agreement ("Agreement") is made and entered into on [Date], by and between:

**Sublessor:**

Southern Nevada Trades High School  
1580 N. Bledsoe Lane  
Las Vegas, NV 89156

and

**Sublessee:**

Bright Yellow Lines  
1452 W. Horizon Ridge Parkway, #292  
Henderson, NV 89012

**Premises:**

The premises are located at 1580 N. Bledsoe Lane, {insert Room #}

### 1. Term

The term of this sublease shall begin on September \_\_, 2024 and end on June 30, 2025, unless terminated sooner in accordance with this Agreement.

### 2. Rent

The Sublessee agrees to pay the Sublessor rent in the annual amount of \$17,500, paid in full on November 1, 2024. In lieu of a rent payment, the Sublessee will waive the November transportation service fee.

### 3. Security Deposit

The Sublessee shall not pay a security to the Sublessor upon the execution of this Agreement. However, the sublessee will be responsible for the cost of any damages to the premises.

### 4. Utilities

The Sublessee shall not be responsible for any utilities. This is a full-service lease.

### 5. Condition of Premises

The Sublessee acknowledges that they have inspected the premises and accepts it in its current condition. The Sublessee agrees to maintain the premises in good condition and return it in the same condition at the end of the sublease term, normal wear and tear excepted.

## **6. Use of Premises**

The Sublessee agrees to use the premises solely for office and storage space and not for any unlawful purposes. The Sublessee agrees to comply with all terms of the original lease agreement between the Sublessor and the Landlord.

## **7. Subleasing and Assignment**

The Sublessee shall not assign this Agreement or further sublease the premises without the prior written consent of the Sublessor.

## **8. Landlord's Consent**

This Agreement is contingent upon the Sublessor obtaining the Landlord, Red Hook's written consent to sublease the premises to the Sublessee. If the Landlord's consent is not obtained, this Agreement shall be null and void.

## **9. Termination**

This Agreement may be terminated by either party with 30 days' written notice to the other party. The Sublessee agrees to vacate the premises by the end of the notice period.

## **10. Governing Law**

This Agreement shall be governed by and construed in accordance with the laws of the State of Nevada.

## **11. Entire Agreement**

This Agreement constitutes the entire agreement between the parties and supersedes any prior agreements, understandings, or representations, whether oral or written.

**IN WITNESS WHEREOF**, the parties hereto have executed this Sublease Agreement as of the day and year first above written.

---

**Sublessor's Signature, Southern Nevada Trades High School**

---

Name \_\_\_\_\_

Title \_\_\_\_\_

Date: \_\_\_\_\_

SNTHS Board Approval Date:

\_\_\_\_\_

**Sublessee's Signature, Bright Yellow Lines**

\_\_\_\_\_

Name \_\_\_\_\_

Title \_\_\_\_\_

Date: \_\_\_\_\_

**Landlord's Signature, Red Hook Capital Partners IV LLC**

\_\_\_\_\_

Name \_\_\_\_\_

Title \_\_\_\_\_

Date \_\_\_\_\_